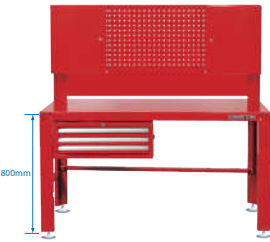






# Workbench

• Workbench excludes cutting board & tool holder

KT NO.		Spec.	Dimension(mm) Width x Depth x Height	Kg	CUFT	
87502		<ul style="list-style-type: none"> <li>3 drawer chest-ball bearing slide</li> <li>2 wall cabinets</li> </ul>	Overall	1525 x 700 x 1520	86.00	13.4
			3 Drawer chest	660 x 307 x 251		
			2 Drawer	569 x 275 x 50		
			1 Drawer	569 x 275 x 75		
			Wall cabinet	400 x 200 x 500		
87502P01		<ul style="list-style-type: none"> <li>Workbench with back panel</li> </ul>	Overall	1525 x 700 x 1520	59.00	6.5
87502P011		<ul style="list-style-type: none"> <li>Workbench</li> </ul>	Overall	1525 x 700 x 800	48.00	6.5
87502P012		<ul style="list-style-type: none"> <li>Back panel</li> </ul>	Overall	1525 x 20 x 700	13.50	2.7


## 87512

KT NO.		Spec.	Dimension(mm) Width x Depth x Height	Kg	CUFT	
87512		<ul style="list-style-type: none"> <li>3 drawer chest ball bearing slide</li> <li>1 wall cabinet</li> </ul>	Overall	1565 x 766 x 1403	130.10	21.19
			3 Drawer chest	668 x 313 x 270		
			2 Drawer	568 x 262 x 50		
			1 Drawer	568 x 262 x 75		
			Wall cabinet	1565 x 203 x 603		

# Wall Mounted Type Tool Cabinet

## 87201

- With 20 PC. hooks
  - 5 PC. U shape hook (87502-050)
  - 10 PC. 1" single hook (87502-051)
  - 5 PC. 1" double hook (87502-061)
- Heavy duty design for storage heavy duty tool
- Powder coating finishing
- Full opened door with 2 aluminum alloy handles
- 4 holes on the back of cabinet to be fixed on the wall
- Double wall door panel design, peg hole at inside wall of door



Steel thickness: (body) 1.0 mm



87502-050 87502-051 87502-061

KT NO.	Spec.	Dimension(mm) Width x Depth x Height	Kg	CUFT
87201	Overall	820 x 250 x 900	24.00	8