

Standard Impact Socket

KT No. & D1

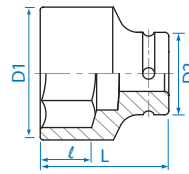


6535S

3/4"

ANSI / ASME B107.2

KT NO.	inch	D1 mm	D2 mm	ℓ mm	L mm	g	Icons
653522S	11/16	29	38	10	50	226	8 / 96
653524S	3/4	32	38	10	50	240	8 / 96
653526S	13/16	35	38	13	50	254	8 / 96
653528S	7/8	36	38	13	50	259	8 / 96
653530S	15/16	37	38	15	50	256	8 / 96
653532S	1	38	38	15	53	274	8 / 96
653534S	1-1/16	42	40	18	53	328	6 / 48
653536S	1-1/8	44.7	40	18	53	360	6 / 48
653538S	1-3/16	46	40	20	53	368	6 / 48
653540S	1-1/4	48	44	20	57	459	6 / 36
653542S	1-5/16	50	44	20	57	485	6 / 36
653544S	1-3/8	52	44	22	57	495	6 / 36
653546S	1-7/16	54	44	22	57	526	6 / 36
653548S	1-1/2	56	44	22	57	545	4 / 32
653550S	1-9/16	58	44	22	58	596	4 / 32
653552S	1-5/8	59	44	24	58	588	4 / 32
653554S	1-11/16	63.5	44	25	58	681	2 / 24



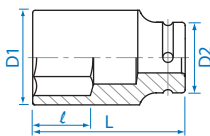
KT NO.	inch	D1 mm	D2 mm	ℓ mm	L mm	g	Icons
653556S	1-3/4	64	44	25	62	710	2 / 24
653558S	1-13/16	66	44	25.5	62	718	2 / 24
653560S	1-7/8	68	44	27	65	806	2 / 24
653562S	1-15/16	70	44	27	65	951	1 / 20
653564S	2	72	54	28	68	1048	1 / 20
653566S	2-1/16	74	54	30	68	1078	1 / 20
653568S	2-1/8	76	54	30	68	1142	1 / 20
653570S	2-3/16	77	54	30.5	70	1141	1 / 20
653572S	2-1/4	79	54	32.5	70	1178	1 / 20
653574S	2-5/16	81	54	32.5	70	1266	1 / 20
653576S	2-3/8	84	54	33.5	70	1346	1 / 20

Deep Impact Socket

6435M

3/4"

DIN 3121

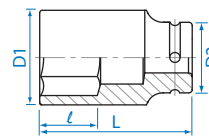


KT NO.	mm	D1 mm	D2 mm	ℓ mm	L mm	g	Icons
643519M	19	32	44	16	90	546	1 / 24
643521M	21	35	44	18	90	567	1 / 24
643522M	22	36	44	18	90	578	1 / 24
643523M	23	37	44	23	90	596	1 / 24
643524M	24	38	44	23	90	598	1 / 24
643525M	25	40	44	25	90	630	1 / 24
643526M	26	40	44	25	90	600	1 / 24
643527M	27	42	44	27	90	625	1 / 24
643528M	28	44	44	27	90	666	1 / 24
643529M	29	45	44	27	90	666	1 / 24
643530M	30	46	44	27	90	693	1 / 24
643532M	32	48	44	30	90	727	1 / 24
643533M	33	50	44	30	90	792	1 / 24
643534M	34	51	44	32	90	795	1 / 24
643535M	35	52	44	32	90	811	1 / 24
643536M	36	53	44	32	90	818	1 / 24
643538M	38	56	44	34	90	882	1 / 24
643540M	40	58	44	34	90	926	1 / 24
643541M	41	59	44	34	90	936	1 / 24
643542M	42	61	44	36	95	1047	1 / 24
643543M	43	62	44	38	95	1092	1 / 10
643544M	44	64	44	38	95	1159	1 / 10
643546M	46	66	44	38	95	1239	1 / 10
643548M	48	68	44	40	95	1218	1 / 10
643550M	50	71	44	40	95	1317	1 / 10
643555M	55	77	54	45	100	1799	1 / 10
643560M	60	84.5	54	50	100	2042	1 / 6
643565M	65	86.5	54	54	100	1904	1 / 6

6435S

3/4"

ANSI / ASME B107.2



KT NO.	inch	D1 mm	D2 mm	ℓ mm	L mm	g	Icons
643524S	3/4	32	38	16	90	432	1 / 24
643526S	13/16	35	38	18	90	473	1 / 24
643528S	7/8	36	38	18	90	495	1 / 24
643530S	15/16	37	38	23	90	495	1 / 24
643532S	1	38	38	25	90	478	1 / 24
643534S	1-1/16	42	44	27	90	624	1 / 24
643536S	1-1/8	44.7	44	27	90	665	1 / 24
643538S	1-3/16	46	44	27	90	692	1 / 24
643540S	1-1/4	48	44	30	90	725	1 / 24
643542S	1-5/16	50	44	30	90	782	1 / 24
643544S	1-3/8	52	44	32	90	807	1 / 24
643546S	1-7/16	54	44	32	90	845	1 / 24
643548S	1-1/2	56	44	34	90	874	1 / 24
643550S	1-9/16	58	44	34	90	923	1 / 24
643552S	1-5/8	59	44	34	90	924	1 / 24
643554S	1-11/16	63.5	44	38	95	1181	1 / 10
643556S	1-3/4	64	44	38	95	1139	1 / 10
643558S	1-13/16	66	44	38	95	1212	1 / 10
643560S	1-7/8	68	54	40	95	1354	1 / 10
643562S	1-15/16	70	54	40	95	1256	1 / 10
643564S	2	72	54	40	95	1476	1 / 10



IMPACT SOCKETS & ACCESSORIES